



## Monthly Statistical Report

To: Jesus Saenz, Director of Airports  
From: Brian Pratte, Chief Air Service and Marketing Officer  
Copies: San Antonio Regional Stakeholders  
Subject: August 2022 Monthly Statistics  
Date: September 22, 2022

### Continued Recovery

#### SUMMARY

San Antonio International Airport (SAT) continues to see passenger numbers rebound from the COVID-19 pandemic. In August 2022, the airport's passenger numbers reached 812,769. This represents an increase of 13.9% compared to the same month in 2021.

The airport continues to compare its numbers to those in 2019 to better understand its recovery. 2019 was a record year for the airport with more than 10 million passengers flying through the terminals. During August 2022, SAT reached 93% of 2019 levels being down only 7% compared to the same month in 2019.

Almost all airlines increased their operation from SAT during the month compared not only to the same month in 2021 but to the month prior, July 2022. The airlines with the largest increases in service month over month included Aeromexico (AM), VivaAerobus (VB), Frontier Airlines (F9), and American Airlines (AA).

Additionally, a total of 22,313,968 pounds of air cargo moved through SAT during the month of August 2022. This is slightly below levels seen in 2021 and 2019 but above those seen during the previous month, July 2022. For more detailed information see the included charts.



## **DOMESTIC PASSENGERS**

SAT continues to compare passenger numbers to 2019 levels to better understand and monitor the recovery. Total scheduled domestic capacity, or seats, were at 91.9% of what was flown in August 2019 while domestic passenger numbers reached 90.9% of 2019 levels.

For the second month in a row, United Airlines (UA) flew more passengers this month than they did during the same month pre-pandemic. Multiple factors contributed to this increase in passengers including operating larger aircraft to multiple cities including San Francisco (SFO).

While not above 2019 levels, Southwest (WN) reached 96% of passenger levels seen pre-pandemic. New nonstops to Oklahoma City (OKC), a significant increase in frequencies to Cancun (CUN), and operating larger aircraft on other routes all contributed to this.

While domestic service levels were still down overall for the carriers operating at SAT in August, the following routes had more capacity this month than in August 2019:

- American Airlines (AA) to Charlotte (CLT) and Miami (MIA)
- Delta Air Lines (DL) to Detroit (DTW), Los Angeles (LAX), Minneapolis-St. Paul (MSP), and Salt Lake City (SLC)
- Frontier Airlines (F9) to Las Vegas (LAS) and Orlando (MCO).
- United Airlines (UA) to Denver (DEN), Newark (EWR), and San Francisco (SFO),
- Southwest (WN) to Atlanta (ATL), Baltimore (BWI), Denver (DEN), Houston (HOU), Nashville (BNA), Orlando (MCO), Phoenix (PHX), and Tampa (TPA).

# August 2022 Statistics Report

## Domestic Traffic

Airline	Airline Code	Passengers		Capacity	
		Vs 2019	Vs 2021	Vs 2019	Vs 2021
Alaska Airlines	AS	-49%	-23%	-50%	-30%
Allegiant Air	G4	-59%	-47%	-59%	-48%
American Airlines	AA	-16%	-11%	-16%	-19%
Breeze Airways	MX	0%	-100%	0%	-100%
Delta Air Lines	DL	-16%	4%	-14%	0%
Frontier Airlines	F9	-41%	74%	-35%	63%
JetBlue Airways	B6	100%	100%	100%	100%
Southwest Airlines	WN	-4%	32%	-2%	35%
Sun Country Airlines	SY	-14%	131%	-43%	64%
United Airlines	UA	8%	42%	-1%	39%
<b>Total</b>		<b>-9%</b>	<b>19%</b>	<b>-8%</b>	<b>15%</b>

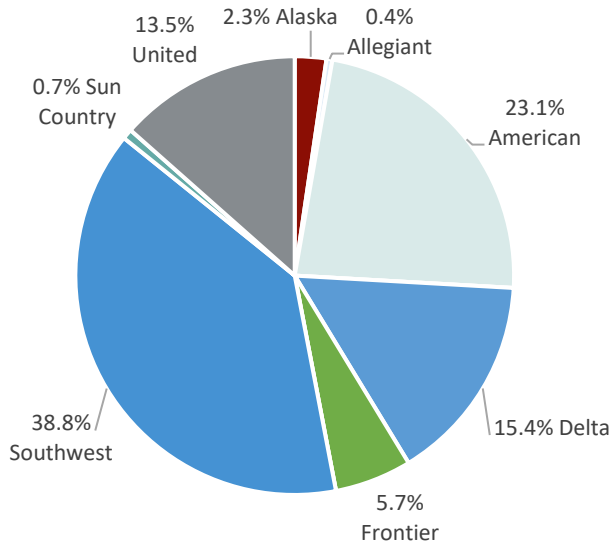
## 33 Domestic Destinations in August 2022

Destination	Airport Code	AS	G4	AA	DL	F9	B6	WN	SY	UA
Albuquerque, NM	ABQ							X		
Atlanta, GA	ATL				X	X		X		
Baltimore, MD	BWI							X		
Boston, MA	BOS						X			
Charlotte, NC	CLT			X						
Chicago-Midway, IL	MDW							X		
Chicago-O'Hare, IL	ORD			X						X
Dallas/Ft. Worth, TX	DFW			X						
Dallas-Love, TX	DAL							X		
Denver, CO	DEN					X		X		X
Detroit, MI	DTW				X					
El Paso, TX	ELP							X		
Houston-Hobby, TX	HOU							X		
Houston-Intercontinental, TX	IAH									X
Las Vegas, NV	LAS		X			X		X		
Los Angeles, CA	LAX			X	X			X		
Miami, FL	MIA			X						
Minneapolis/St. Paul, MN	MSP				X				X	
Nashville, TN	BNA							X		
New Orleans, LA	MSY							X		
New York-JFK, NY	JFK						X			
Newark, NJ	EWR									X
Oklahoma City, OK	OKC							X		
Orlando, FL	MCO					X		X		
Philadelphia, PA	PHL					X				
Phoenix, AZ	PHX			X				X		
Salt Lake City, UT	SLC				X					
San Diego, CA	SAN							X		
San Francisco, CA	SFO									X
Seattle, WA	SEA	X								
St. Louis, MO	STL							X		
Tampa, FL	TPA							X		
Washington-Dulles, VA	IAD									X

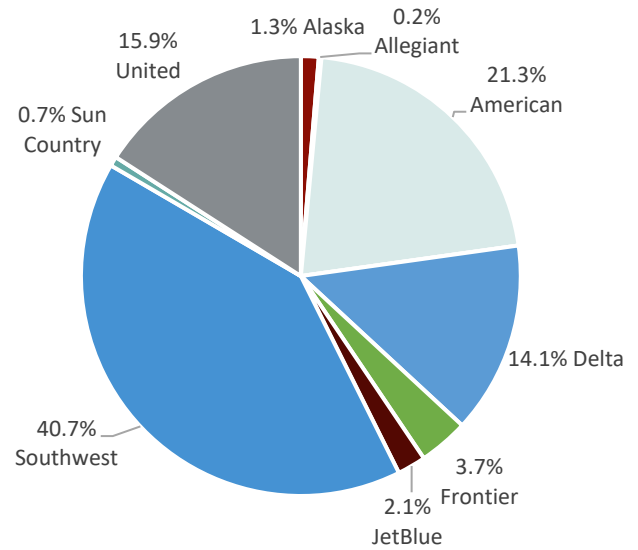
# August 2022 Statistics Report

## Domestic Market Share

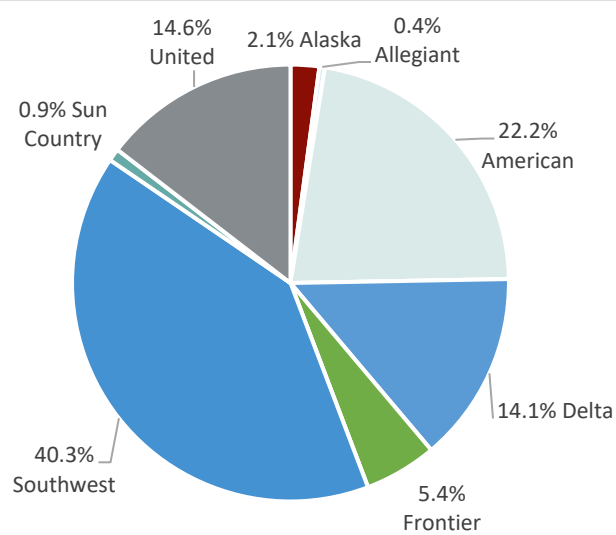
Passengers Carried 2019



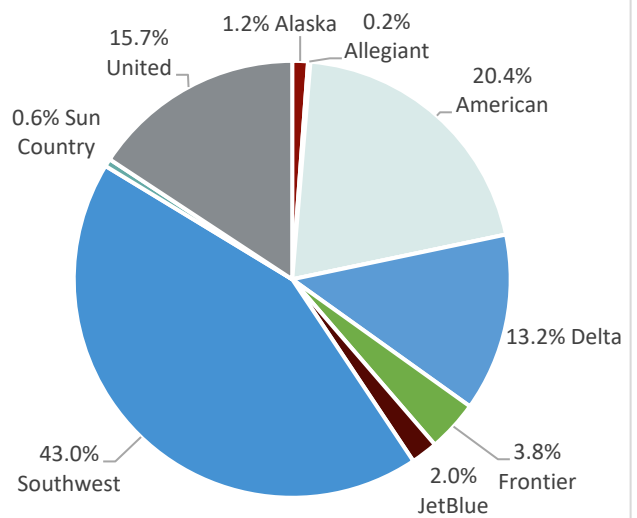
Passengers Carried 2022



Total Scheduled Seats 2019



Total Scheduled Seats 2022





## **INTERNATIONAL PASSENGERS**

An impressive increase in both international capacity and passengers to and from SAT has helped recovery at the airport. SAT's scheduled international capacity increased by 51.4% when compared to August 2019 while international passenger numbers increased by 33.4%.

All the airlines that operate international service from SAT added significantly more seats to the market than in August 2019. Much of this increase in capacity was a result of pandemic closures to the land border. Since its reopening last fall, demand and capacity has remained higher than pre-pandemic levels at SAT indicating that many travelers have decided to fly rather than drive to and from Mexico. Additional international service to Cancun (CUN) by both Southwest (WN) and Sun Country (SY) also bolstered this growth.

SAT ranked #1 among all U.S. medium-hub airports in terms of total seats to Mexico for August 2022. When looking at all U.S. airports, SAT ranked #12 between Orlando (MCO) and Seattle (SEA). In terms of total international seats, SAT ranked #33 out of all 75 U.S. airports that had international service during August.

When comparing year-over-two-year international capacity changes, the results were based on the following:

- Aeromexico (AM) increasing frequency from daily to three times daily to Mexico City (MEX).
- Southwest (WN) increasing capacity on Cancun (CUN) nonstops.
- Sun Country (SY) beginning nonstop service to Cancun (CUN) in 2021 and increasing frequencies in 2022.
- VivaAerobus (VB) entering the market with nonstop service to Leon/Guanajuato (BJX), Mexico City (MEX), and Monterrey (MTY).
- Volaris (Y4) nearly doubling their frequencies to both Guadalajara (GDL) and Mexico City (MEX).

## August 2022 Statistics Report

### International Traffic

Airline	Airline Code	Passengers		Capacity	
		Vs 2019	Vs 2021	Vs 2019	Vs 2021
Interjet	40	-100%	0%	-100%	0%
Aeromexico	AM	170%	6%	199%	6%
Southwest Airlines	WN	592%	83%	520%	41%
Sun Country Airlines	SY	100%	77%	100%	44%
United Airlines	UA	-100%	0%	-100%	0%
VivaAerobus	VB	100%	-59%	100%	-32%
Volaris	Y4	82%	-32%	30%	-26%
<b>Total</b>		<b>31%</b>	<b>-29%</b>	<b>51%</b>	<b>-17%</b>

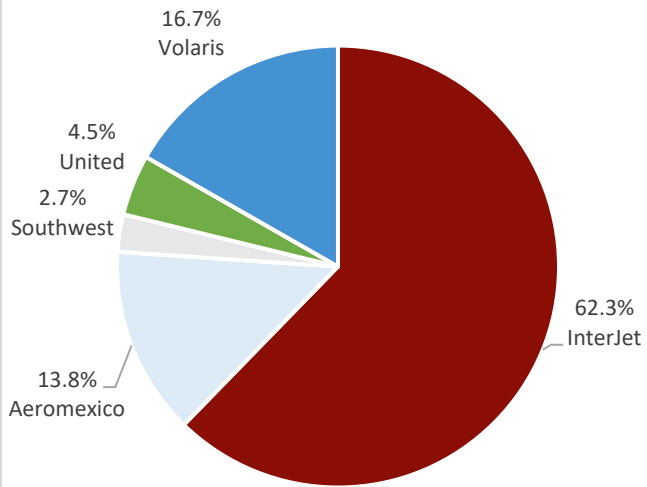
### 5 International Destinations in July 2022

Destination	Airport Code	AM	WN	SY	VB	Y4
Cancun, Mexico	CUN		X	X		
Guadalajara, Mexico	GDL					X
Leon/Guanajuato, Mexico	BJX				X	
Mexico City, Mexico	MEX	X			X	X
Monterrey, Mexico	MTY				X	

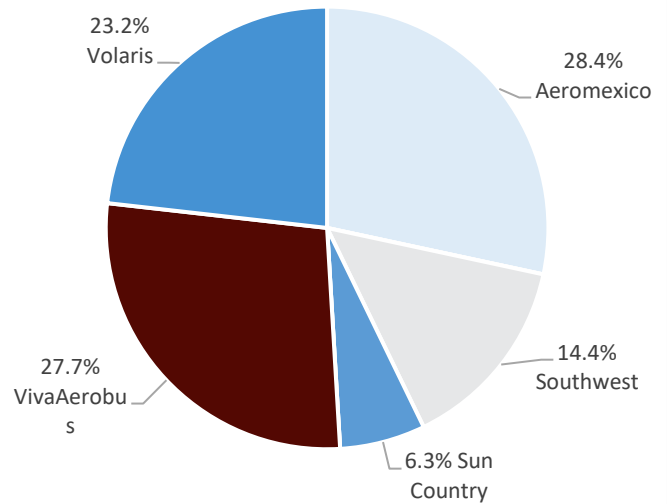
# August 2022 Statistics Report

## International Market Share

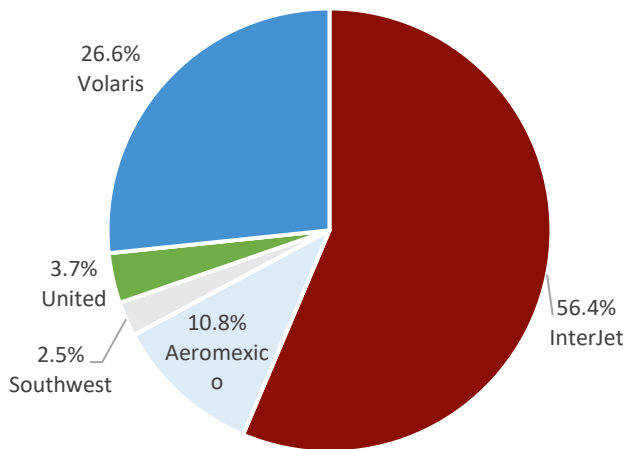
Passengers Carried 2019



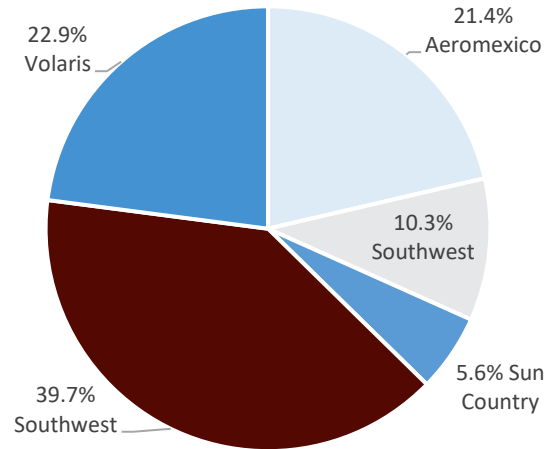
Passengers Carried 2022



Total Scheduled Seats 2019



Total Scheduled Seats 2022



## August 2022 Statistics Report

Compared to 2021

	August			Calendar Year-to-Date		
	2022	2021	% Change	2022	2021	% Change
<b>Passengers</b>						
Domestic Enplanements	381,559	319,883	19.3%	2,903,320	2,021,638	43.6%
Domestic Deplanements	375,115	316,837	18.4%	2,785,070	1,975,093	41.0%
<b>Total Domestic Passengers</b>	<b>756,674</b>	<b>636,720</b>	<b>18.8%</b>	<b>5,688,390</b>	<b>3,996,731</b>	<b>42.3%</b>
International Enplanements	26,322	34,469	-23.6%	190,231	235,856	-19.3%
International Deplanements	29,773	42,219	-29.5%	190,993	274,311	-30.4%
<b>Total International Passengers</b>	<b>56,095</b>	<b>76,688</b>	<b>-26.9%</b>	<b>381,224</b>	<b>510,167</b>	<b>-25.3%</b>
<b>Total All Passengers</b>	<b>812,769</b>	<b>713,408</b>	<b>13.9%</b>	<b>6,069,614</b>	<b>4,506,898</b>	<b>34.7%</b>
<b>Air Cargo (in pounds)</b>						
Domestic Freight Enplaned	7,034,771	6,628,322	6.1%	54,845,340	53,846,820	1.9%
Domestic Fright Deplaned	8,998,966	9,472,726	-5.0%	70,866,106	73,350,672	-3.4%
<b>Total Domestic Freight</b>	<b>16,033,737</b>	<b>16,101,048</b>	<b>-0.4%</b>	<b>125,711,446</b>	<b>127,197,492</b>	<b>-1.2%</b>
International Freight Enplaned	567,722	527,705	7.6%	5,837,182	5,146,676	13.4%
International Freight Deplaned	314,936	260,953	20.7%	2,129,122	2,016,489	5.6%
<b>Total International Frieght</b>	<b>882,658</b>	<b>788,658</b>	<b>11.9%</b>	<b>7,966,304</b>	<b>7,163,165</b>	<b>11.2%</b>
<b>Total Freight</b>	<b>16,916,395</b>	<b>16,889,706</b>	<b>0.2%</b>	<b>133,677,750</b>	<b>134,360,657</b>	<b>-0.5%</b>
Mail Enplaned	2,059,703	2,212,214	-6.9%	17,079,094	17,291,263	-1.2%
Mail Deplaned	3,337,870	3,874,505	-13.9%	26,788,425	29,380,442	-8.8%
<b>Total Mail</b>	<b>5,397,573</b>	<b>6,086,719</b>	<b>-11.3%</b>	<b>43,867,519</b>	<b>46,671,705</b>	<b>-6.0%</b>
<b>Grand Total All Air Cargo</b>	<b>22,313,968</b>	<b>22,976,425</b>	<b>-2.9%</b>	<b>177,545,269</b>	<b>181,032,362</b>	<b>-1.9%</b>

## August 2022 Statistics Report

Compared to 2019

	August			Calendar Year-to-Date		
	2022	2019	% Change	2022	2019	% Change
<b>Passengers</b>						
Domestic Enplanements	381,559	413,203	-7.7%	2,903,320	3,312,081	-12.3%
Domestic Deplanements	375,115	418,859	-10.4%	2,785,070	3,280,048	-15.1%
<b>Total Domestic Passengers</b>	<b>756,674</b>	<b>832,062</b>	<b>-9.1%</b>	<b>5,688,390</b>	<b>6,592,129</b>	<b>-13.7%</b>
International Enplanements	26,322	20,157	30.6%	190,231	153,243	24.1%
International Deplanements	29,773	21,902	35.9%	190,993	161,062	18.6%
<b>Total International Passengers</b>	<b>56,095</b>	<b>42,059</b>	<b>33.4%</b>	<b>381,224</b>	<b>314,305</b>	<b>21.3%</b>
<b>Total All Passengers</b>	<b>812,769</b>	<b>874,121</b>	<b>-7.0%</b>	<b>6,069,614</b>	<b>6,906,434</b>	<b>-12.1%</b>
<b>Air Cargo (in pounds)</b>						
Domestic Freight Enplaned	7,034,771	6,873,368	2.3%	54,845,340	56,195,636	-2.4%
Domestic Fright Deplaned	8,998,966	9,956,199	-9.6%	70,866,106	74,074,044	-4.3%
<b>Total Domestic Freight</b>	<b>16,033,737</b>	<b>16,829,567</b>	<b>-4.7%</b>	<b>125,711,446</b>	<b>130,269,680</b>	<b>-3.5%</b>
International Freight Enplaned	567,722	1,232,397	-53.9%	5,837,182	6,145,628	-5.0%
International Freight Deplaned	314,936	129,062	144.0%	2,129,122	1,592,509	33.7%
<b>Total International Frieght</b>	<b>882,658</b>	<b>1,361,459</b>	<b>-35.2%</b>	<b>7,966,304</b>	<b>7,738,137</b>	<b>2.9%</b>
<b>Total Freight</b>	<b>16,916,395</b>	<b>18,191,026</b>	<b>-7.0%</b>	<b>133,677,750</b>	<b>138,007,817</b>	<b>-3.1%</b>
Mail Enplaned	2,059,703	1,949,534	5.7%	17,079,094	16,641,302	2.6%
Mail Deplaned	3,337,870	3,725,769	-10.4%	26,788,425	30,951,500	-13.5%
<b>Total Mail</b>	<b>5,397,573</b>	<b>5,675,303</b>	<b>-4.9%</b>	<b>43,867,519</b>	<b>47,592,802</b>	<b>-7.8%</b>
<b>Grand Total All Air Cargo</b>	<b>22,313,968</b>	<b>23,866,329</b>	<b>-6.5%</b>	<b>177,545,269</b>	<b>185,600,619</b>	<b>-4.3%</b>





## Upcoming Changes

Spirit Airlines (NK) will become the 13<sup>th</sup> air carrier operating from SAT when they launch **NEW** nonstop service to both Las Vegas (LAS) and Orlando (MCO) on November 17<sup>th</sup>. In addition to this nonstop service, connections will be available via both LAS and MCO to cities throughout their network.

Nonstop service to Colorado Springs (COS) will resume on November 12<sup>th</sup>. Previously operated only on peak days during the holidays, service this season will increase to a consistent Saturday-only operation in addition to the peak days around the holidays.

Southwest Airlines (WN) will resume seasonal, once-weekly service to Ft. Lauderdale (FLL) on March 11<sup>th</sup>.

Delta Air Lines (DL) is scheduled to resume daily nonstop service to New York (JFK) on April 10<sup>th</sup>. The airline will join existing nonstop service to the New York Metro that is currently operated by JetBlue Airways (B6) to New York (JFK) and United Airlines (UA) to Newark (EWR).