



Monthly Statistical Report

To: Jesus Saenz, Director of Airports
From: Jacob Tyler, Air Service Development Manager
Copies: San Antonio Regional Stakeholders
Subject: January 2024 Monthly Statistics
Date: February 22, 2024

Record Breaking Months Continue into 2024

SUMMARY

In January 2024, the airport's passenger numbers reached 789,684. SAT once again broke a monthly passenger record with this January being the busiest in the airport's history. The previous record was set in January 2019. 2023 was officially the busiest year in the airport's history with nearly 10.7 million passengers flying through the two terminals. This busy trend has continued with January 2024 being the ninth record-breaking month in a row for SAT. Comparing the numbers to the year prior, the airport experienced a significant 7% increase of passengers.

Airlines continue to add capacity to the San Antonio market. Several airlines flew more seats to San Antonio this month than the same month in 2023. The airlines with the largest increases in service included American Airlines (AA), Alaska Airlines (AS), Delta Air Lines (DL), Spirit Airlines (NK), United Airlines (UA), Viva Aerobus (VB), Southwest Airlines (WN), and Volaris (Y4).

Spirit Airlines (NK) also added to their growing list of nonstop destinations during the month of January. The airline launched new, seasonal service to Tampa (TPA) on January 11th. This new service compliments existing service to the popular Florida destination by Southwest Airlines (WN).

Additionally, a total of 18,051,265 pounds of air cargo moved through SAT during the month of January 2024. This is below levels seen during the same month in 2023. For more detailed information see the included charts.



Upcoming Changes

- Spirit Airlines (NK) will launch new, daily service to Newark (EWR) starting on April 10th. This will bring SAT's total daily departures to the New York City metro to 5 daily. Currently, Delta Air Lines (DL) and JetBlue Airways (B6) both offer daily service to New York (JFK) while United Airlines (UA) operates twice daily service to Newark (EWR).
- **History will be made** on May 17th as Condor Airlines (DE) launches San Antonio's first-ever nonstop service to Europe. Service to Frankfurt (FRA) will operate seasonally until September 6th during this first season and will operate on Mondays, Wednesdays, and Fridays.
- Viva Aerobus (VB) will launch nonstop service to Torreon (TRC) starting on June 1st with two weekly frequencies on Tuesdays and Saturdays.
- New nonstop service to Burbank (BUR) on Southwest Airlines (WN) begins on June 4th.
- American Airlines (AA) will launch daily service to Philadelphia (PHL) starting June 5th.



DOMESTIC PASSENGERS

For January 2024, total scheduled domestic capacity, or seats, were up nearly 13% compared to 2023 levels. Additionally, total domestic passenger levels were also up compared to 2023 by nearly 6%.

Several airlines flew more passengers during January 2024 than the same month in 2023 showing continued growth in our market. These include Alaska Airlines (AS), American Airlines (AA), Delta Air Lines (DL), Spirit Airlines (WN), and Southwest Airlines (WN).

As a result of the temporary grounding of the Boeing 737 MAX 9, United Airlines (UA) had several flights canceled from San Antonio during the month of January. This resulted in lower passenger numbers than expected compared to the year prior.

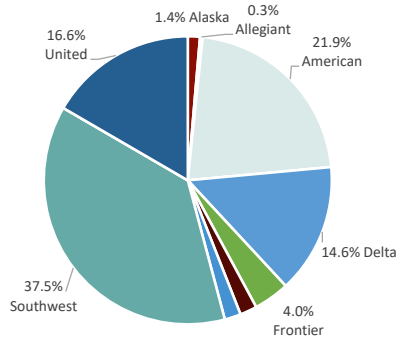
The following domestic routes had more service this month than in January 2023:

- Alaska Airlines (AS) to Seattle (SEA)
- American Airlines (AA) to Charlotte (CLT), Chicago (ORD), Dallas-Ft. Worth (DFW), Miami (MIA), and Phoenix (PHX)
- Delta Air Lines (DL) to Detroit (DTW), Los Angeles (LAX), New York (JFK) **new** – *served pre-pandemic*, and Salt Lake City (SLC)
- Spirit Airlines (NK) to Ft. Lauderdale (FLL) **new**, Las Vegas (LAS), Los Angeles (LAX) **new**, Orlando (MCO), and Tampa (TPA) **new**
- Southwest Airlines (WN) to Atlanta (ATL), Baltimore (BWI), Chicago (MDW), Dallas (DAL), Denver (DEN), El Paso (ELP), Ft. Lauderdale (FLL) **new** – *served pre-pandemic*, Houston (HOU), Kansas City (MCI) **new** – *served pre-pandemic*, Las Vegas (LAS), Los Angeles (LAX), Nashville (BNA), Orlando (MCO), Phoenix (PHX), San Diego (SAN), and St. Louis (STL)
- United Airlines (UA) to Chicago (ORD), Denver (DEN), Newark (EWR), and Washington (IAD)

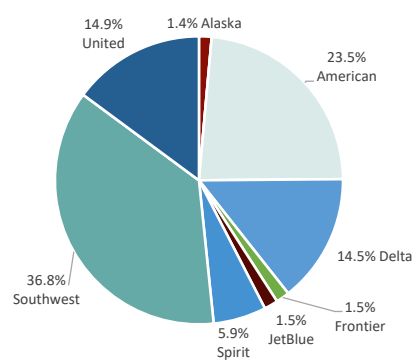
January 2024 Statistics Report

Domestic Market Share

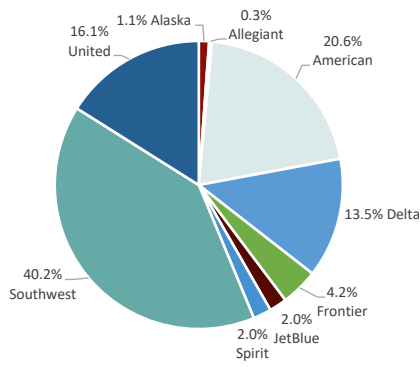
Passengers Carried January 2023



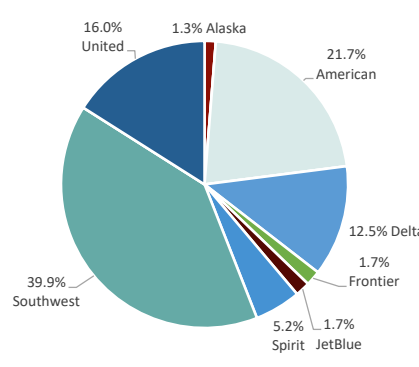
Passengers Carried January 2024



Total Scheduled Seats January 2023

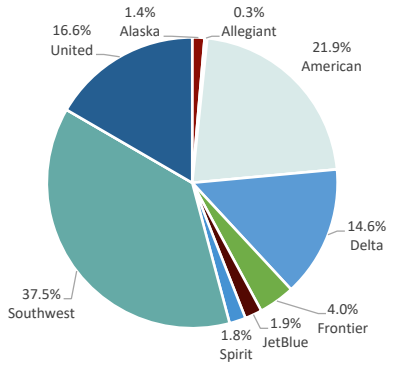


Total Scheduled Seats January 2024

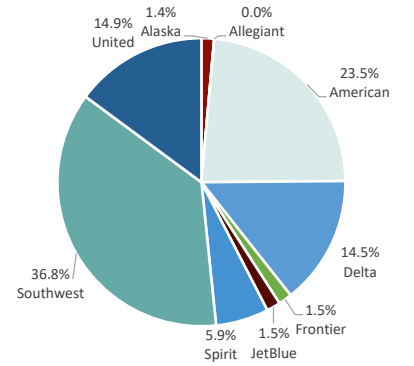


Domestic Market Share

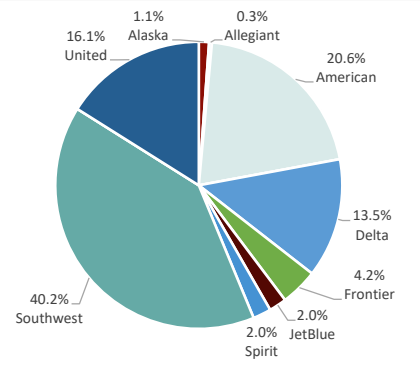
Passengers Carried YTD 2023



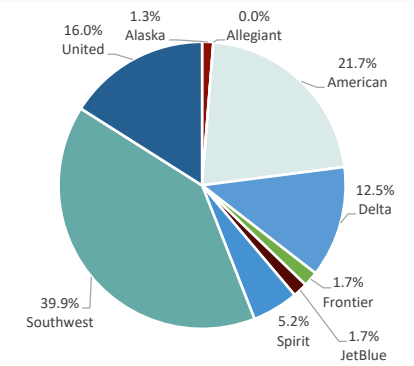
Passengers Carried YTD 2024



Total Scheduled Seats YTD 2023



Total Scheduled Seats YTD 2024





INTERNATIONAL PASSENGERS

For January 2024, total scheduled international capacity, or seats, were up nearly 30% compared to 2023 levels. Additionally, total international passenger levels were also up compared to 2023 by nearly 16%.

SAT ranked #1 among all U.S. medium-hub airports in terms of total seats to Mexico for January 2024. When looking at all U.S. airports, SAT ranked #15 between Detroit (DTW) and Las Vegas (LAS). In terms of total international seats, SAT ranked #32 out of all 74 U.S. airports that had international service during the month.

The following international routes had more service this month than in January 2023:

- Viva Aerobus (VB) to Leon/Guanajuato (BJX), Mexico City (MEX), Monterrey (MTY), and Queretaro (QRO) **new**
- Volaris (Y4) to Guadalajara (GDL) and Mexico City (MEX)

January 2024 Statistics Report

International Traffic

		Passengers	Capacity
Airline	Airline Code	Vs 2023	Vs 2023
Aeromexico	AM	-4%	-10%
Southwest Airlines	WN	-77%	-75%
Sun Country Airlines	SY	-	-
VivaAerobus	VB	27%	27%
Volaris	Y4	30%	56%

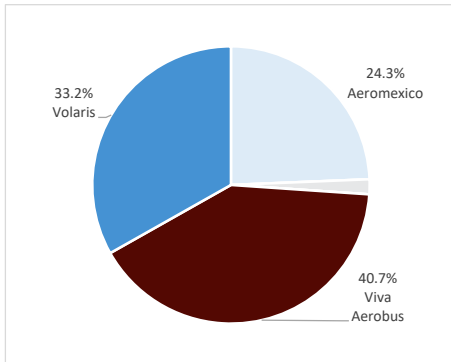
5 International Destinations in October 2023

Destination	Airport Code	AM	WN	SY	VB	Y4
Cancun, Mexico	CUN		X			
Guadalajara, Mexico	GDL					X
Leon/Guanajuato, Mexico	BJX				X	
Mexico City, Mexico	MEX	X			X	X
Monterrey, Mexico	MTY				X	
Queretaro, Mexico	QRO				X	

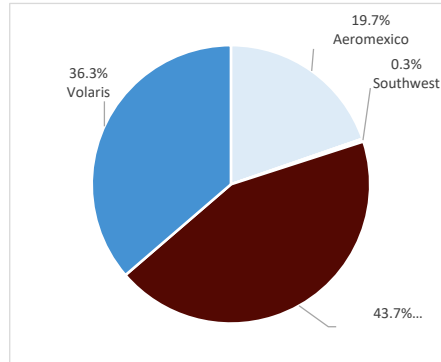
January 2024 Statistics Report

International Market Share

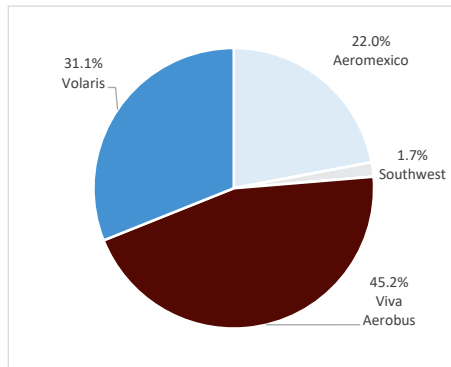
Passengers Carried January 2023



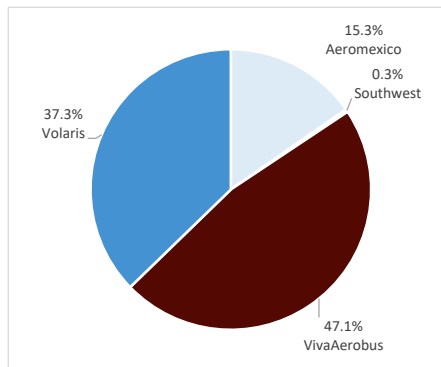
Passengers Carried January 2024



Total Scheduled January 2023

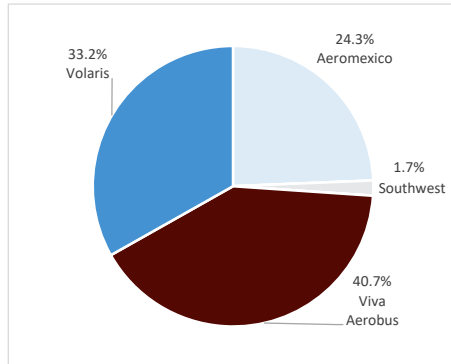


Total Scheduled January 2024

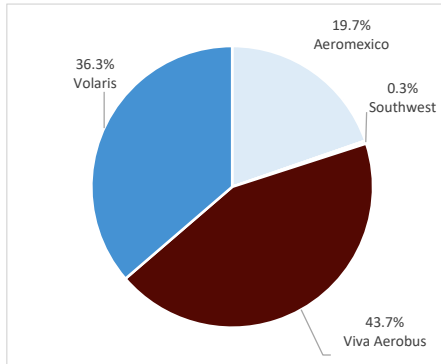


International Market Share

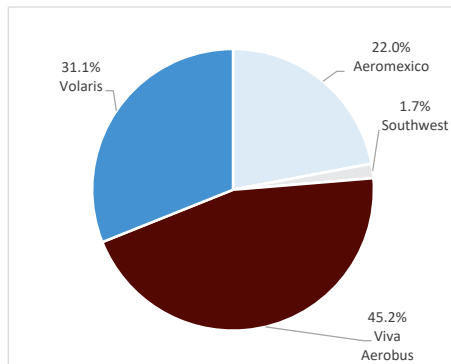
Passengers Carried YTD 2023



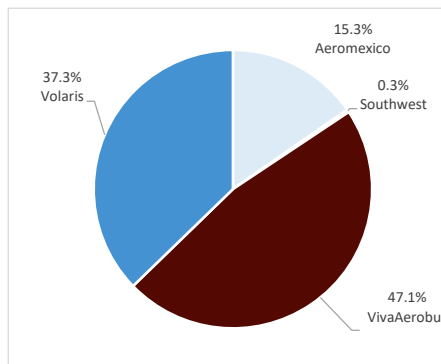
Passengers Carried YTD 2024



Total Scheduled Seats YTD 2023



Total Scheduled Seats YTD 2024



January 2023 Statistics Report

	October			Calendar Year-to-Date		
	2024	2023	% Change	2024	2023	% Change
Passengers						
Domestic Enplanements	368,590	351,985	4.7%	368,590	351,985	4.7%
Domestic Deplanements	367,199	343,279	7.0%	367,199	343,279	7.0%
Total Domestic Passengers	735,789	695,264	5.8%	735,789	695,264	5.8%
International Enplanements	25,285	21,156	16.9%	25,285	21,156	19.5%
International Deplanements	28,610	24,708	22.3%	28,610	24,708	15.8%
Total International Passengers	53,895	45,864	17.5%	53,895	45,864	17.5%
Total All Passengers	789,684	741,128	6.6%	789,684	741,128	6.6%
Air Cargo (in pounds)						
Domestic Freight Enplaned	5,446,252	5,850,349	-6.9%	5,446,252	5,850,349	-6.9%
Domestic Fright Deplaned	7,824,166	7,952,860	-1.6%	7,824,166	7,952,860	-1.6%
Total Domestic Freight	13,270,418	13,803,209	-3.9%	13,270,418	13,803,209	-3.9%
International Freight Enplaned	727,444	633,397	14.8%	727,444	633,397	14.8%
International Freight Deplaned	355,443	388,621	-8.5%	355,443	388,621	-8.5%
Total International Frieght	1,082,887	1,022,018	6.0%	1,082,887	1,022,018	6.0%
Total Freight	14,353,305	14,825,227	-3.2%	14,353,305	14,825,227	-3.2%
Mail Enplaned	1,606,496	1,701,611	-5.6%	1,606,496	1,701,611	-5.6%
Mail Deplaned	2,091,464	2,877,134	-27.3%	2,091,464	2,877,134	-27.3%
Total Mail	3,697,960	4,578,745	-19.2%	3,697,960	4,578,745	-19.2%
Grand Total All Air Cargo	18,051,265	19,403,972	-7.0%	18,051,265	19,403,972	-7.0%