



To: Jesus Saenz, Director of Airports  
From: Jacob Tyler, Air Service Administrator  
Copies: Greater San Antonio Regional Stakeholders  
Subject: February 2025 Monthly Statistics  
Date: March 25, 2025

## February 2025 Airport Statistics

### SUMMARY

In February 2025, the San Antonio International Airport's passenger numbers reached 718,030, a decrease of over 5% compared to the same month in 2024. While down year-over-year, February 2025 represents the second busiest February on record for the airport with the busiest being in 2024.

February is typically the slowest travel month of the year for SAT. Additionally, a reason for the decrease in passenger numbers were a result of last February containing an additional day due to 2024 being a leap year. In response to ever-changing travel demand during the month, all six of the largest Texas airports offered fewer seats this February versus last.

The airport did add new service during the month on Spirit Airlines (NK). The carrier added new, nonstop service to New Orleans (MSY) coinciding with both Mardi Gras and the start of the busy Spring Break season. This new service will operate seasonally during this time.

Additionally, a total of 19,269,106 pounds of air cargo moved through SAT during the month of February 2025. This surpassed the levels seen the year prior by 2%.

For more detailed information, see the included charts.





## UPCOMING CHANGES

- Increases in flights to **Chicago (ORD)** will continue on April 4<sup>th</sup> when **American Airlines (AA)** adds a third daily flight from SAT.
- **Spirit Airlines (NK)** will launch new, nonstop service to **Nashville (BNA)** on May 8<sup>th</sup> complimenting existing service currently offered by Southwest Airlines (WN).
- **Spirit Airlines (NK)** will continue to grow on May 9<sup>th</sup> with the launch of new service to **Detroit (DTW)** and the resumption of service to **Baltimore (BWI)**. Nonstops are currently available to DTW on Delta Air Lines (DL) and to BWI on Southwest Airlines (WN).
- SAT will welcome additional service to **Atlanta (ATL)** on April 9<sup>th</sup> on **Spirit Airlines (NK)**. **Frontier Airlines (F9)** will also add service to the Georgia capital. They will join existing service currently offered by Delta Air Lines (DL) and Southwest Airlines (WN) starting May 23<sup>rd</sup>.
- **Sun Country (SY)** will resume seasonal service to both **Cancun (CUN)** and **Minneapolis-St. Paul (MSP)** on May 23<sup>rd</sup>.
- **American Airlines (AA)** will resume their seasonal, nonstop service to **Philadelphia (PHL)** on June 5<sup>th</sup>.
- **Southwest Airlines (WN)** service to **Cancun (CUN)** will seasonally increase to daily on June 5<sup>th</sup>.
- Seasonal service to **Albuquerque (ABQ)** on **Southwest Airlines (WN)** will resume on June 8<sup>th</sup> with Saturday-only nonstops available through mid-August.
- **Volaris (Y4)** will launch nonstop service to two new destinations on July 5<sup>th</sup>. Service to both **Morelia (MLM)** and **San Luis Potosi (SLP)** will operate three times weekly.





## DOMESTIC PASSENGERS

For February 2025, total scheduled domestic capacity, or seats, were down year-over-year by nearly 9%, yet total domestic passenger levels were down by less than 6%. This means that while there were less seats, aircraft left SAT fuller.

Several airlines flew more passengers during February 2025 than the same month in 2024 showing continued growth in our market. These included Frontier Airlines (F9), Delta Air Lines (DL), and United Airlines (UA).

The following domestic routes had more service this year than in February 2024:

- Delta Air Lines (DL) to Atlanta (ATL), Boston (BOS) **new**, Detroit (DTW), and New York (JFK)
- Frontier Airlines (F9) to Denver (DEN), Las Vegas (LAS), and Orlando (MCO)
- Southwest Airlines (WN) to Atlanta (ATL), Baltimore (BWI), Burbank (BUR) **new**, Chicago (MDW), El Paso (ELP), Nashville (BNA), New Orleans (MSY), Orlando (MCO), St. Louis (STL), San Diego (SAN), and Tampa (TPA)
- Spirit Airlines (NK) to New Orleans (MSY) **new**
- United Airlines (UA) to Houston (IAH) and San Francisco (SFO)

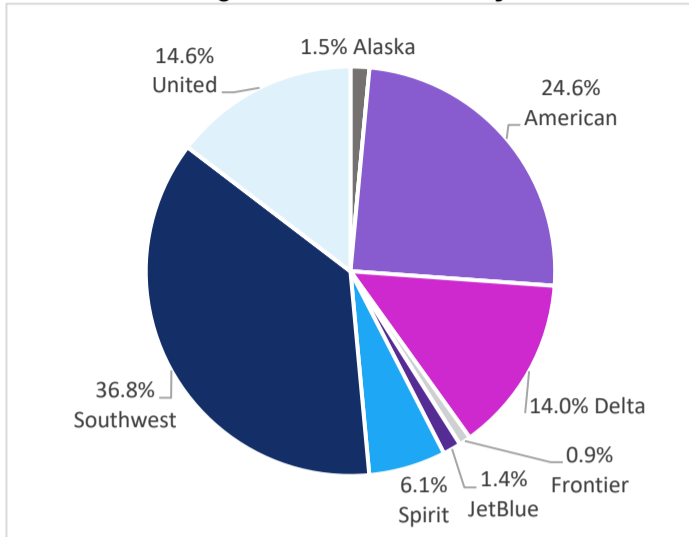




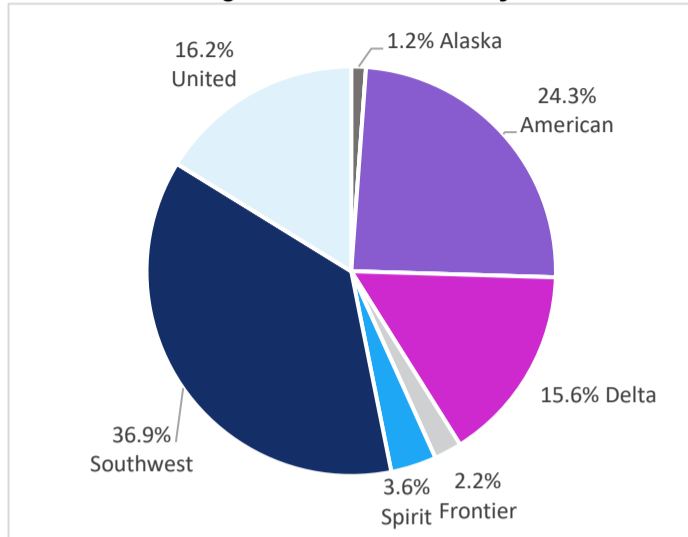
# February 2025 Statistics Report

## Domestic Market Share

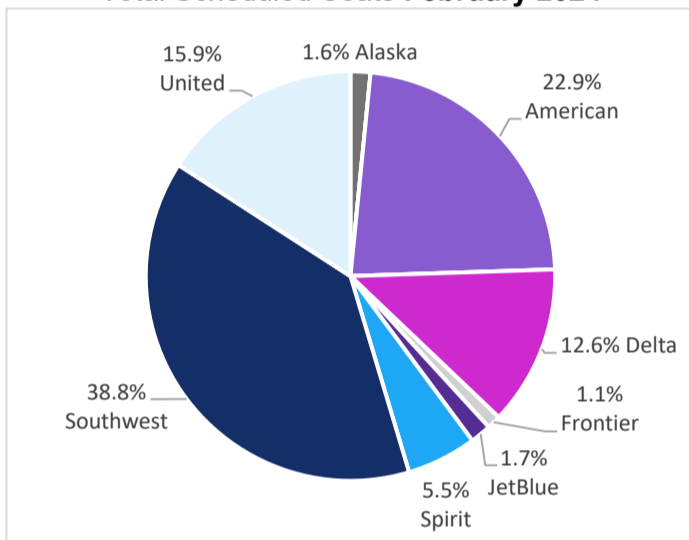
Passengers Carried February 2024



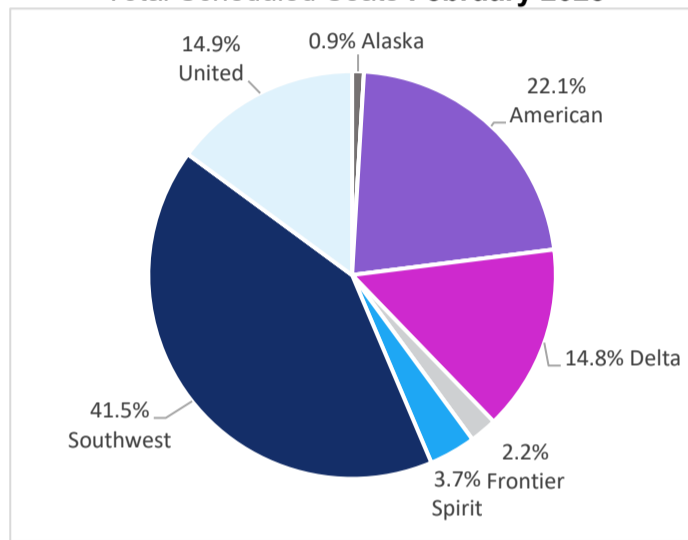
Passengers Carried February 2025



Total Scheduled Seats February 2024

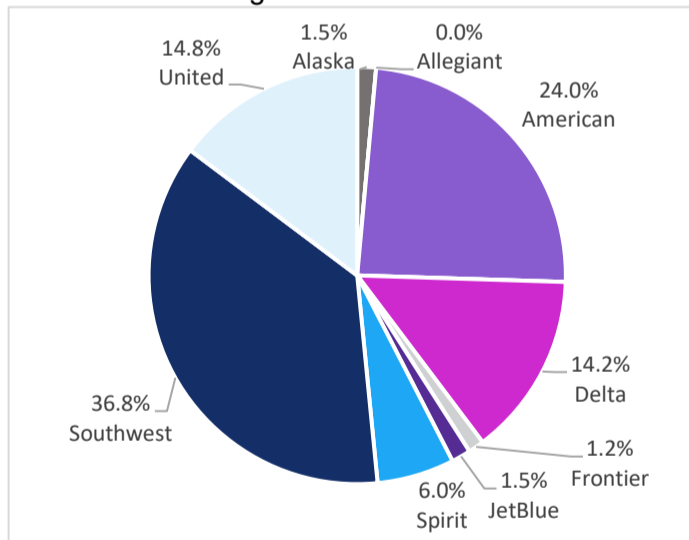


Total Scheduled Seats February 2025

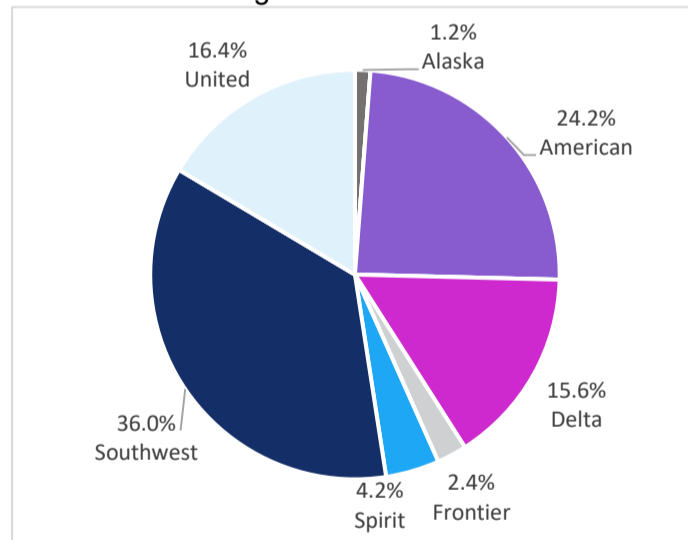


## Domestic Market Share

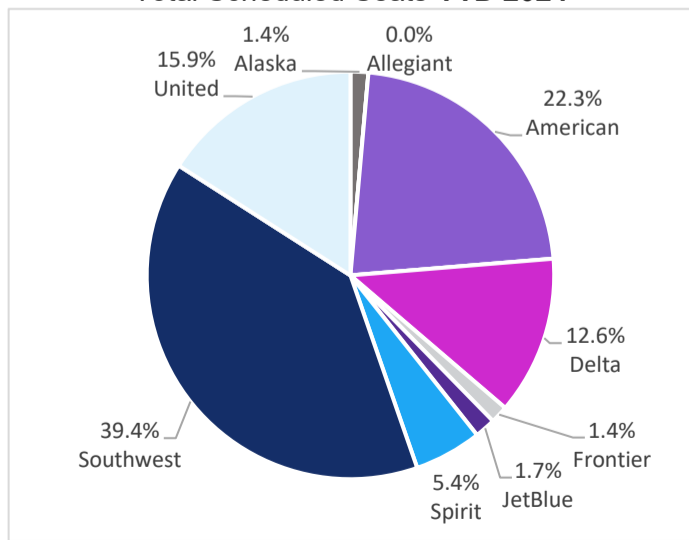
Passengers Carried YTD 2024



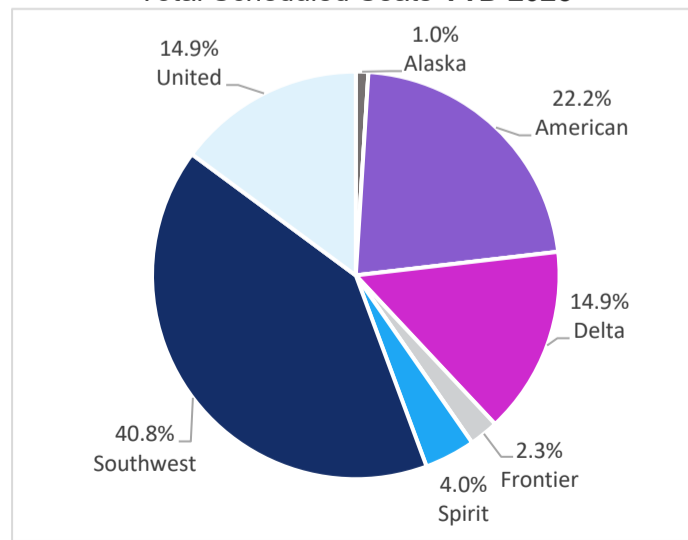
Passengers Carried YTD 2025



Total Scheduled Seats YTD 2024



Total Scheduled Seats YTD 2025





## INTERNATIONAL PASSENGERS

For February 2025, total scheduled international capacity, or seats, were up nearly 30% compared to 2024 levels. Additionally, total international passenger levels were also up compared to 2024 by 3%.

SAT ranked #1 among all U.S. medium-hub airports in terms of total seats to Mexico for February 2025. When looking at all U.S. airports, SAT ranked #14 between Seattle (SEA) and Las Vegas (LAS). This had SAT outranking several major airline hubs like Detroit (DTW), Newark/New York (EWR), Charlotte (CLT), and Salt Lake City (SLC) when it comes to total scheduled seats to Mexico.

In terms of total international seats, SAT ranked #28 out of all 76 U.S. airports that had international service in February outranking several Texas airports like Houston (HOU) and Austin (AUS).

The following international routes had more service this year than in February 2024:

- Viva (VB) to Guadalajara (GDL) **new** and Monterrey (MTY)
- Volaris (Y4) to Monterrey (MTY) **new**



## February 2025 Statistics Report

### International Traffic

		Passengers	Capacity
Airline	Airline Code	Vs 2023	Vs 2023
Aeromexico	AM	-10%	-2%
Condor Airlines	DE	-	-
Southwest Airlines	WN	-	-
Sun Country Airlines	SY	-	-
VivaAerobus	VB	20%	56%
Volaris	Y4	-12%	12%

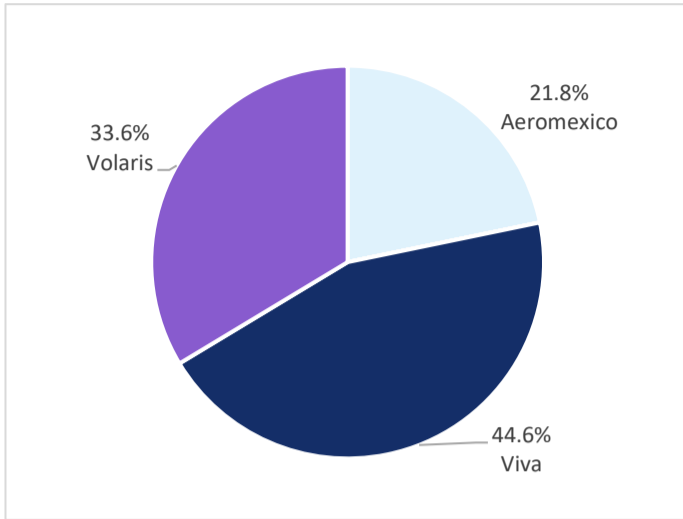
### 6 International Destinations in February 2025

Destination	Airport Code	AM	WN	SY	VB	Y4
Cancun, Mexico	CUN		X			
Guadalajara, Mexico	GDL				X	X
Leon/Guanajuato, Mexico	BJX				X	
Mexico City, Mexico	MEX	X			X	X
Monterrey, Mexico	MTY				X	X
Queretaro, Mexico	QRO				X	

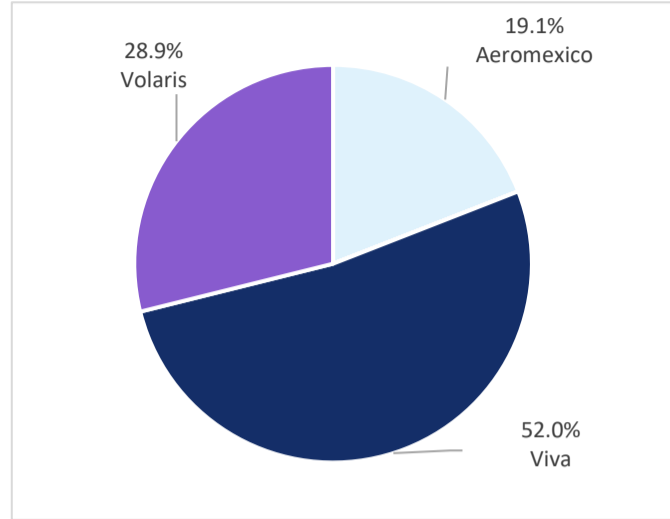
# February 2025 Statistics Report

## International Market Share

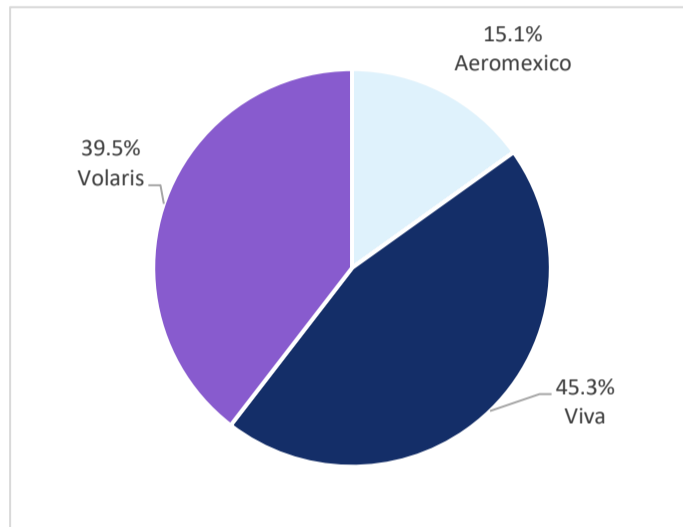
Passengers Carried **February 2024**



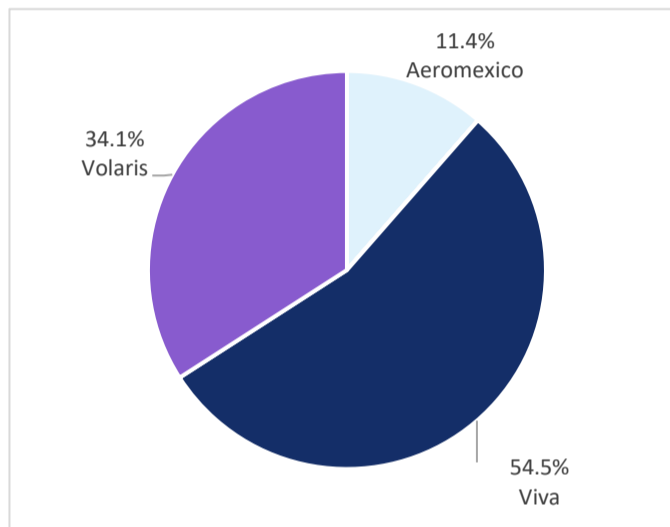
Passengers Carried **February 2025**



Total Scheduled Seats **February 2024**

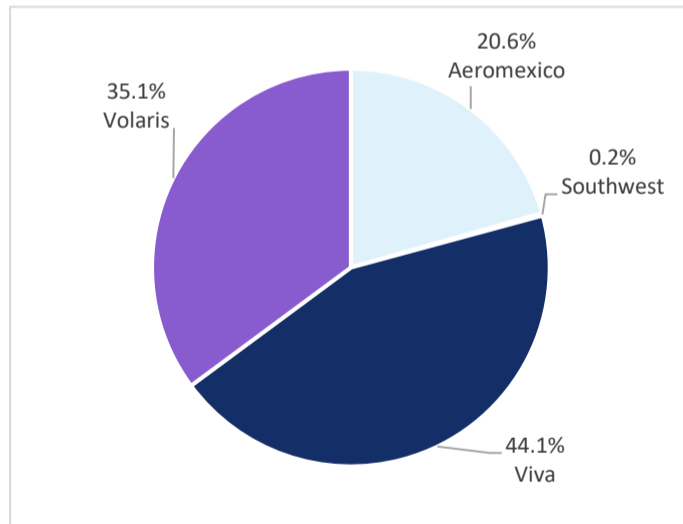


Total Scheduled Seats **February 2025**

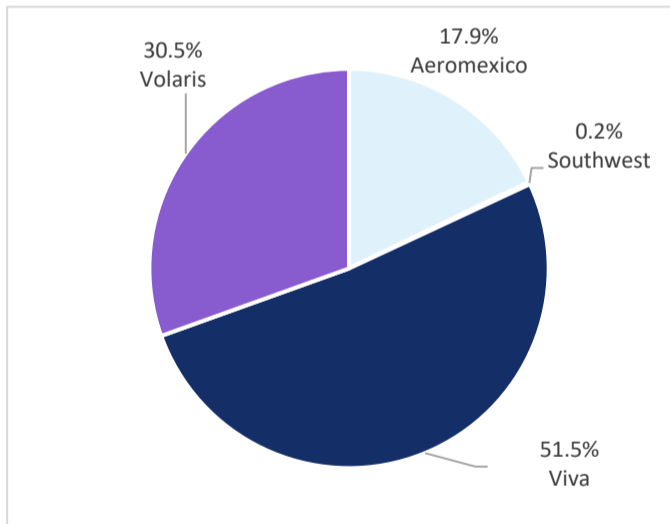


## International Market Share

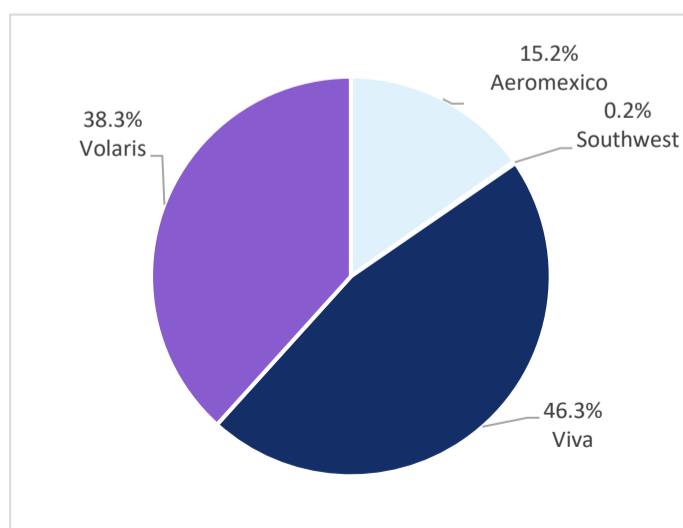
Passengers Carried **YTD 2024**



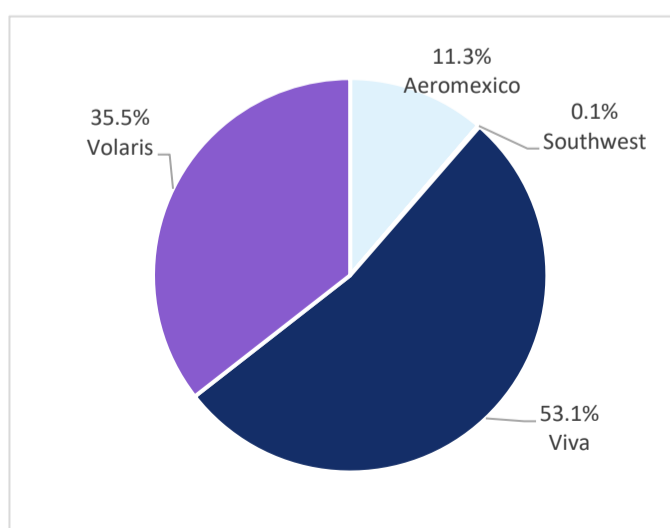
Passengers Carried **YTD 2025**



Total Scheduled Seats **YTD 2024**



Total Scheduled Seats **YTD 2025**



## February 2025 STATISTICS REPORT

	February			Calendar Year-to-Date		
	2025	2024	% Change	2025	2024	% Change
<b>Passengers</b>						
Domestic Enplanements	337,392	358,801	-6.0%	689,763	727,391	-5.2%
Domestic Deplanements	337,350	356,709	-5.4%	693,684	723,908	-4.2%
<b>Total Domestic Passengers</b>	<b>674,742</b>	<b>715,510</b>	<b>-5.7%</b>	<b>1,383,447</b>	<b>1,451,299</b>	<b>-4.7%</b>
International Enplanements	21,906	20,492	6.9%	50,587	45,777	10.5%
International Deplanements	21,382	21,709	-1.5%	55,171	50,319	9.6%
<b>Total International Passengers</b>	<b>43,288</b>	<b>42,201</b>	<b>2.6%</b>	<b>105,758</b>	<b>96,096</b>	<b>10.1%</b>
<b>Total All Passengers</b>	<b>718,030</b>	<b>757,711</b>	<b>-5.2%</b>	<b>1,489,205</b>	<b>1,547,395</b>	<b>-3.8%</b>
<b>Air Cargo (in pounds)</b>						
Domestic Freight Enplaned	4,825,333	5,682,280	-15.1%	9,376,507	11,128,532	-15.7%
Domestic Freight Deplaned	7,235,070	8,162,442	-11.4%	14,611,438	15,986,608	-8.6%
<b>Total Domestic Freight</b>	<b>12,060,403</b>	<b>13,844,722</b>	<b>-12.9%</b>	<b>23,987,945</b>	<b>27,115,140</b>	<b>-11.5%</b>
International Freight Enplaned	790,679	770,044	2.7%	1,641,892	1,497,488	9.6%
International Freight Deplaned	130,752	304,037	-57.0%	350,097	659,480	-46.9%
<b>Total International Freight</b>	<b>921,431</b>	<b>1,074,081</b>	<b>-14.2%</b>	<b>1,991,989</b>	<b>2,156,968</b>	<b>-7.6%</b>
<b>Total Freight</b>	<b>12,981,834</b>	<b>14,918,803</b>	<b>-13.0%</b>	<b>25,979,934</b>	<b>29,272,108</b>	<b>-11.2%</b>
Mail Enplaned	2,844,969	1,709,062	66.5%	6,041,519	3,315,558	82.2%
Mail Deplaned	3,442,303	2,259,236	52.4%	6,890,175	4,350,700	58.4%
<b>Total Mail</b>	<b>6,287,272</b>	<b>3,968,298</b>	<b>58.4%</b>	<b>12,931,694</b>	<b>7,666,258</b>	<b>68.7%</b>
<b>Grand Total All Air Cargo</b>	<b>19,269,106</b>	<b>18,887,101</b>	<b>2.0%</b>	<b>38,911,628</b>	<b>36,938,366</b>	<b>5.3%</b>